



Walker MS

Media Center Collection Development Plan
2023-24

Kristi Brown

Kristi Brown (Oct 13, 2023 12:15 EDT)

Kristi Brown
Principal

Corrine Grady

Corrine Grady
Certified Educational Media Specialist

Table of Contents

Table of Contents	2
Executive Summary	3
District Strategic Plan 2025	3
School Collection Development Plan	3
School Assessment Analysis	4
Collection Analysis	5
Collection Analysis by Category	6
Notes	6
Representation Analysis	7
Results	7
Strategic Focus	8
Budget and Purchasing Plan	9
Annual Budget 2023-2024	9
Purchasing Plan 2023-2024	9
Year-to-Year Collection Change	10

Executive Summary

District Strategic Plan 2025

Orange County Public Schools is the eighth-largest school district in the United States and the fourth largest in Florida. The district serves more than 206,000 students at 202 schools and is one of the largest employers in Central Florida with more than 25,000 team members.

Vision: To ensure every student has a promising and successful future.

Mission: With the support of families and the community, we create enriching and diverse pathways to lead our students to success.

School Collection Development Plan

Walker MS serves 894 students enrolled in grades sixth through eighth. The student population's ethnicity is 70% Hispanic and 30% Non-Hispanic students. Additionally, we serve a diverse population made up of 69% White, 26% Black, 2% Native, 2% Asian, 1% Pacific, and 1% Multicultural students.

The administration includes Principal Kristi Brown and Assistant Principals Kimberly Allen-Jackson and Marta Fernandez. Walker MS is proud to offer the many special programs which provide students with opportunities. These include CTE, Performing Arts, Battle of the Books, and Athletic Teams.

A thorough analysis of the current media center collection at Walker MS indicates that the average age of the collection is 2008 and the number of books per student is 13. The [American Association for School Libraries](#) has established a criteria for highly effective media centers that includes a ratio of 15-20 books available per student in the collection. At this time, Walker MS does not meet the recommended standards for the number of books per student.

The analysis of the collection also revealed the following areas of strengths and concerns:

- Based on the reading scores, more books should be purchased on *lower/higher* reading levels.
- Almost half of the collection are aged materials
- We are below the ratio of 15-20 books available per student in the collection.
- We would like to increase circulation this school year to help increase student achievement.

School Assessment Analysis

The school assessment analysis provides an overview of the school's assessment data for the previous two school years.

Proficiency Data							
Assessment	2021-22	Assessment	2022-23	Assessment	2021-22	Assessment	2022-23
FSA ELA Grade 6	32%	FAST ELA Proficiency Grade 6	18%	FSA Math Grade 6	26%	FAST Math Proficiency Grade 6	27%
FSA ELA Grade 7	23%	FAST ELA Proficiency Grade 7	24%	FSA Math Grade 7	35%	FAST Math Proficiency Grade 7	23%
FSA ELA Grade 8	28%	FAST ELA Proficiency Grade 8	28%	FSA Math Grade 8	36%	FAST Math Proficiency Grade 8	50%
Civics EOC	50%	Civics EOC	42%	FSA Algebra 1 EOC	89%	BEST Algebra 1 EOC	65%
NGSSS Sci 8 EOC	34%	NGSSS Sci 8 EOC	30%	FSA Geometry EOC	100%	BEST Geometry EOC	100%

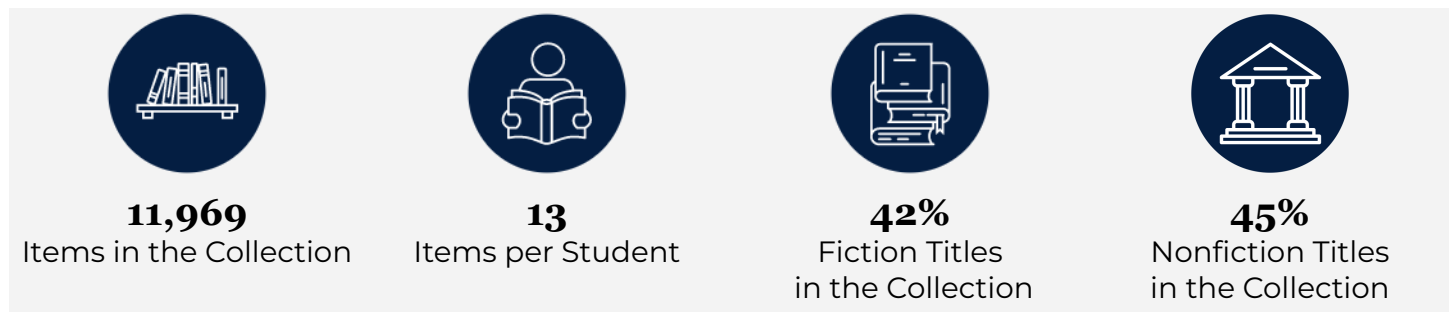
Comparison between 2021-22 and 2022-23 Testing Data

(adapted from <https://www.fldoe.org/accountability/assessments/k-12-student-assessment/results/2023.stml>)

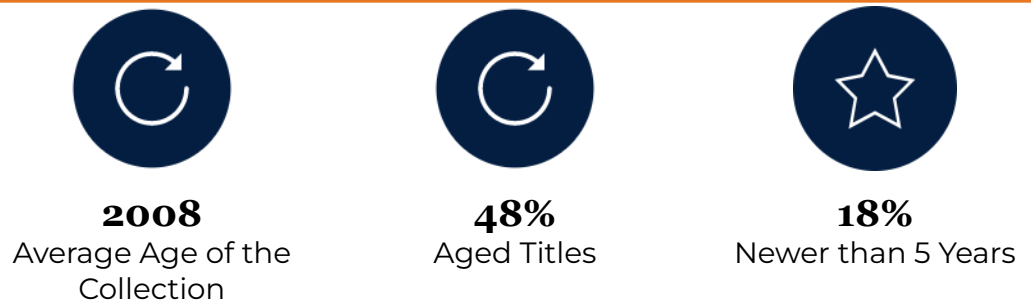
In 2023, the state transitioned from Florida Standards Assessments (FSA) to Florida Assessment of Student Thinking (FAST) for English Language Arts (ELA) and Mathematics. The 2022-23 for FAST and Benchmarks for Excellent Student Thinking (B.E.S.T.) End-of-Course (EOC) assessments are based on **provisional** achievement level cuts that are linked to each assessment's respective 2021-22 reporting scale. Comparisons should not be made between the 2023 data and previous years' data.

Collection Analysis

The collection is developed for and influenced by students, their interests, academic needs and alignment to the curriculum. The data below is a snapshot of the collection based on a Titlewise Analysis from July 2023. Purchasing or weeding after that time is not reflected in this data.



Library media resources are curated to include both recently published works and classics that both rightfully impact the average age of the collection.



Library media resources should be representative of the school. A commitment to representative literature is reflective of **OCPS values such as equity, inclusion, and respect.**

Social-Emotional Learning (SEL) library media resources can contribute to the **development of character and social-emotional skills**, one of the OCPS's key performance indicators.



Library media resources are distributed across the **Lexile reading level ranges** noted below.



Collection Analysis by Category

The information collected in this section provides a detailed look at the current library collection by classification and genre. The information was gathered from Follett Destiny, the library management system, and Titlewave, the vendor's ordering and analysis tool.

Section	# of Titles	Average Age
Computer Science, Information & General Works	114	2005
Philosophy & Psychology	93	2005
Religion	71	2004
Social Sciences	961	2006
Language	71	2005
Science	909	2007
Technology	498	2007
Arts & Recreation	534	2009
Literature	94	2007
History & Geography	1924	2003
Biography	767	2007
General Fiction	4810	2011
Graphic Novels	450	2013

Notes

- In addition to the print collection in the media center, there are 3,000+ eBooks, audiobooks & digital magazines available in Sora, the district's eBook platform.

Representation Analysis

Enrollment & Demographic Data					
894 2023-24 Student Enrollment as of September 7, 2023	Subgroups		Federal Ethnicity		
	58% ELL	11% ESE	70% Hispanic	30% Non-Hispanic	
Federal Race Category					
69% White	26% Black	2% Native	2% Asian	1% Pacific	1% Multicultural

To deepen focus on strategic collection development, specific sections of the collection were analyzed in detail to determine whether the media center collection reflects and represents various points of view and experiences. The goal is to provide a balanced collection that can be both a mirror, to reflect a reader's experience, and a window, so readers can experience different viewpoints.

Results

Based on the available school data of Walker MS in comparison to Collection Analysis results, it was found that:

Student Representation	% of Students	Total # of Titles	Total % of Titles	Avg. Age of Titles
Hispanic	70%	573	5%	2007/2013
Black	26%	669	6%	2012

- Hispanic students are 70% of the school's population. The collection does not represent these students. More biographies of influential Hispanic people and titles with Hispanic characters need to be added to the collection.
- Black students are 26% of the school's population. Only 6% of the titles represent these students and more biographies of influential Black people and titles with Black characters need to be added to the collection.

Strategic Focus

This page lists the priorities for selection and weeding for each school year and includes the action, updates, and outcomes. This is subject to change due to funding and time constraints.

School Year	Strategic Focus
<p>2023-2024</p>	<p>Selection Priorities</p> <ul style="list-style-type: none"> • Priority 1 Sunshine State Books for next school year (purchase May 2024) • Priority 2 Replace damaged/worn popular items and series • Priority 3 Purchases of new books will focus on Hispanic students and Hispanic heritage.
	<p>Weeding Priorities</p> <ul style="list-style-type: none"> • Priority 1 Nonfiction • Priority 2 Biographies • Priority 3 Books that are damaged/bad condition/paperbacks • Monthly district weeding focus
<p>2024-2025</p>	<p>Selection Priorities</p> <ul style="list-style-type: none"> • Priority 1 Sunshine State Books for next school year (purchase May 2025) • Priority 2 Replace damaged/worn popular items and series • Priority 3 Purchases of new books will focus on African American and African Caribbean heritage.
	<p>Weeding Priorities</p> <ul style="list-style-type: none"> • Priority 1 Books that are damaged/bad condition/paperbacks • Priority 2 Monthly district weeding focus

Budget and Purchasing Plan

This page outlines the current budget available and specifically lists the priorities for this school year (2023-2024).

Annual Budget 2023-2024

State Funds	
<i>Source</i>	<i>Amount</i>
State (1001111000)	\$ 4,074.16
Internal Accounts	
<i>Source</i>	<i>Amount</i>
Book Fair Profits	0
Scholastic Bucks	\$ 871.00
Lost Books	\$ 411.00
Grants or Donations	
TOTAL	\$ 5,356.16

Purchasing Plan 2023-2024

Approximate Purchasing Plan	
<i>Purpose</i>	<i>Amount</i>
Purchase Sunshine State Books	\$ 3,000.00
Purchase new books/hot titles/replace damaged titles/Hispanic titles	\$ 2,356.16
TOTAL	\$ 5,356.16

Year-to-Year Collection Change

The information below represents the year-to-year change within the library media center collection from the 2022-23 to 2023-24 school year. The 2022-23 data is based on a collection analysis from June 2022, while the 2023-24 is based on a collection analysis from July 2023.

Data Reflection

- I am reaching out to the district for help with weeding materials especially in the biography and nonfiction sections. I have to weed (or deselect) more titles this school year.
- Weeding will increase the average age of the collection.





2022-23 Purchased and Weeded Materials

Materials
Added to the
Collection

959

Materials
Weeded from
the Collection

526

Category	2022-23	2023-24
 Items in the Collection	12,111	11,969
 Items per Student	13	13
 Average Age of Collection	2008	2008
 Representative Titles in the Collection	45%	46%